



M-02
40W / 60W

简述 Description



- 铝压铸灯体外壳，304不锈钢面板
- 10mm厚台阶高强度钢化玻璃，确保过IK10标准测试要求
- 多种光学配件选项，具有高视觉舒适性和防眩效果
- 耐高温防水硅胶圈、耐腐蚀PP塑料埋件
- 根据需要有地板 / 地面嵌入式安装应用，灯具光源模组角度可调
- 无生物蓝光危害风险，符合EN62471: 2008 标准
- 所有外部螺钉均为304不锈钢材质

功率: 40W / 60W
 光效: 90-110 Lm/W (Ra80)
 色温: 3000K / 4000K / RGBW
 输入电压: DC 24V / AC 100-240V
 功能选项: Switch / DMX / DALI

- Die-casting aluminium body, 304 stainless steel fram.
- 10mm higher hardened tempered glass, it ensure pass IK10 standared test.
- Muple optics options, it with high visual comfort and good anti glare effect.
- High temperature resistant and waterproof silicone rubber ring, corrosion resistant PP plastic installion housing.
- Floor/ground-mounted recessed luminaire intended applications as required, LED module the angle adjustable.
- No photo-biological risk, in accordance with EN 62471:2008.
- All external screw are made of 304 stainless steel.


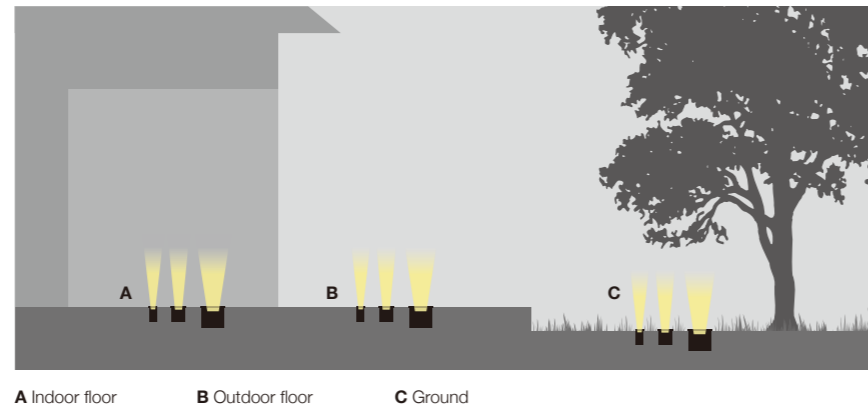
Power: 40W / 60W
 Nominal efficacy: 90-110 Lm/W (Ra80)
 CCT: 3000K / 4000K / RGBW
 Input volltage: DC 24V / AC 100-240V
 Options: Switch / DMX / DALI

- 应用场合: 适用于庭院、草地、建筑物、雕塑、标志物广告牌等景观照明场所
- Applications: It can be used for landscape lighting places such assuch as courtyard, lawn, buildings, sculptures, signs and billboards etc.

安装应用 Installation

灯具可适用于地板和地面多种安装场地应用

Installation in floor / ground, Multiple applications for formal continuity.



Application for wall washer



Application for tree light

安全性能 Safety performance

装在地面或地板的嵌入式灯具符合标准防滑和抗压要求，触碰灯具表面温度控制在安全标准之内

Ground and floor level recessed luminaires, have different degrees of resistance to torsion and shear, up to 2000 Kg in accordance with EN 60598-2-13.



Diffuser optics versions complete with non-slip glass



Resistance to static load (5000 Kg)


安装说明 Installation

通过调节底部调节螺钉，来实现灯具模组出光角度，最后达到满足客户照明效果需求

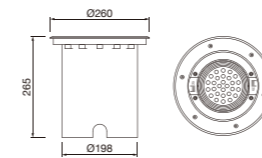
Adjust the bottom adjusting screw to realize the light output angle of the LED module, and finally meet the lighting effect requirements by customer.



发光角度 Optics



技术参数 Technology data



M-02

Code	Power	LED Qty	Control Options	Input Voltage	Optics	Packing Size	Weight
LED chips - 3535							
M-02LED40-28	40W	28	Switch / DMX / DALI	DC 24V / AC 100-240V	25° / 50°	270*270*295	6
M-02ALED60-28	60W	28	Switch / DMX / DALI	DC 24V / AC 100-240V	25° / 50°	270*270*295	6

安装示意图 Installation

