

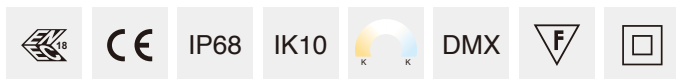




M-212
9W / 23W



简述 Description



- 挤出铝型材灯体，304不锈钢预埋件底座
- 超厚2x12mm夹层钢化玻璃，静态可承载超过5000kg
- 特殊设计光源发光模式，无任何眩光，具有很好的视觉效果和光舒适性
- 插入式设计模式，无任何外露灯具安装部件，灯具可以按标准长度连续连接
- 灯具表面耐油、防水设计，使用安全可靠
- 灯具表面最高温度不超过50℃，安全可靠
- 所有外部螺钉均为304不锈钢材质
- 灯具符合EN60598-1技术标准要求

- Extruded aluminium body, stainless steel type 304 installation housing.
- Ultra thick laminated glass 2x12mm, the static load of the luminaire can resistance 5000kg.
- Special good design for high performance optics, optics, and it has high performance optics and anti glare system.
- Snap in installation with no exposed hardware, and the luminaire can continuous run of standard lengths.
- Supplied with oil and water resistant, it is safety and reliable for using.
- The maximum surface temperature of all contact temperature <50°C for safety and reliable.
- All external screw are made of 304 stainless steel.
- The luminaire technical characteristics conform to EN 60598-1 standards.

• **应用场合:** 广场、建筑物、雕塑、标志物、广告牌等景观照明场所

• **Applications:** For landscape lighting places such as square, buildings, sculptures, signs and billboards.

功率: 9W / 23W
光效: 50-65 Lm/W (Ra80)
色温: 2700K / 3000K / 4000K
输入电压: DC 24V
功能选项: Switch / DMX

Power: 9W / 23W
Nominal efficacy: 50-65 Lm/W (Ra80)
CCT: 2700K / 3000K / 4000K
Input voltage: DC 24V
Options: Switch / DMX

M-212 Series

规格选项 Flexibility

此洗墙灯有三个主要尺寸规格，包括单色白光和彩色混光（RGB，RGBW），对于相同长度的灯具，可灵活选择不同光学配件，为每个照明设计方案提供优异的性能和最大的灵活性

This kind of linear is available in 3 main lengths with LED monochrome white and colour light, and each linear has some optical options for wall washing, it provide exceptional performance and maximum flexibility for every lighting design solution.



L=400mm / P=9W




L=1000mm / P=23W


安全性能 Safety performance

装在地面或地板的嵌入式灯具符合标准防滑和抗压要求，触碰灯具表面温度控制在安全标准之内

Ground and floor level recessed luminaires, have different degrees of resistance to torsion and shear, up to 5000 Kg in accordance with EN 60598-2-13.




Temperature < 40° C



Diffuser optics versions complete with non-slip glass



Resistance to static load (5000 Kg)



Installed flush with floor

出光效果 Lighting effects

灯具采用反射出光和特殊玻璃光学设计，为视觉舒适性提供最有效的照明解决方案，避免不必要的眩光并减少光污染

The product apply with reflect optical and special glass design, providing the most effective lighting solution for visual comfort, avoiding unnecessary glare and reducing light pollution.



技术参数 Technology data




M-212L

Code	Power	LED Qty	Control Options	Input Voltage	Optics	Packing Size	Weight
LED chips - 2835							
M-212LED23-126L100	23W	126	Switch / DMX	DC 24V	120°	1040*230*135/2pcs	12.6



M-212S

Code	Power	LED Qty	Control Options	Input Voltage	Optics	Packing Size	Weight
LED chips - 2835							
M-212LED9-49L40	9W	49	Switch / DMX	DC 24V	120°	365*300*260/4pcs	9.6



安装示意图 Installation

